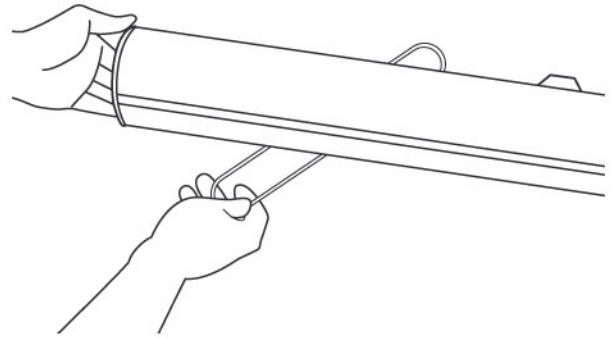
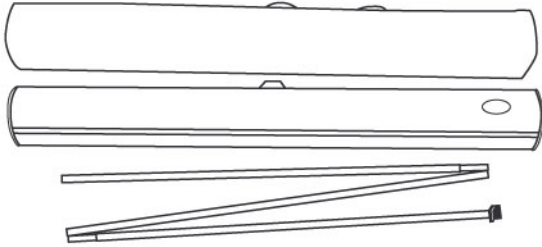


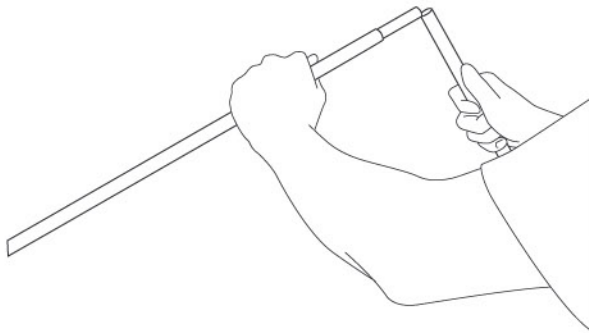
# SET UP INSTRUCTION

## 3 - Parted Pole


1. Turn out the feet of the base.



2. Unfold the 3-parted pole.



3. Pull up the graphic and position the plastic end tip of the pole into the top profile.



4. Insert the pole onto the cup of the base.

