

Designed by Michael Dowd
For Dimensions Displays Ltd



A versatile display stand

With easy to attach components

The D3 display is a freestanding system that can combine ultra slim lightscreens with leaflet dispensers, poster holders and product display shelves.

All components are lightweight and of the highest quality, making the displays both portable and durable.

The system uses the minimum number of fixings and requires no tools or specialist knowledge for rapid self assembly.



Polished aluminium masts simply slot into a laser cut steel base and are held in position by tension cables. The height of a standard display is 1.6m and it weighs



approximately 7kgs with all components attached.

The D3 display is perfect for reception areas, conference venues, retail environments and exhibitions.

D3 Lightscreen™

High illumination and ultra slim

The system uses innovative lightscreen LED technology. Only 6mm thick and with a low energy consumption, the lightscreen is a state of the art lightbox. Your images are easy to insert and will have intense, vibrant colour.

Lightscreens come with 3m of cable and a standard three pin wall plug. Cables can be concealed inside the central mast.

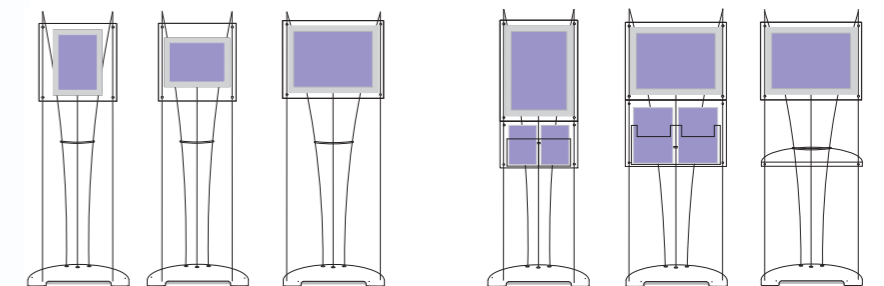


Combinations

A range of components




Lightscreens can be combined with leaflet dispensers, poster holders, product display shelves as well as signage.

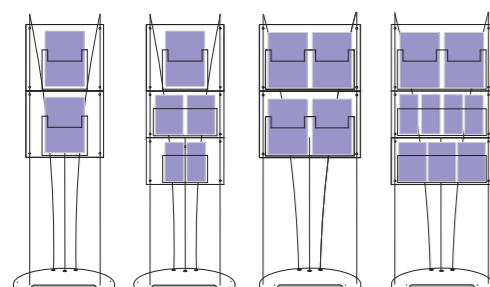


Leaflet dispensers

A5, A4 and DL formats



Easy to attach pockets are made from hi-impact clear acrylic. All pockets are 20mm deep and can accommodate up to 30 sheets.



Posters


Standard A4, A3, A2 and A1 formats



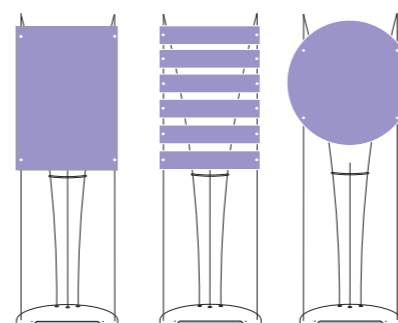
A4, A3 and A2 posters simply slide inside clear acrylic holders which are attached to the tension cables. A1 poster graphics can be printed directly onto a choice of substrates and are supplied already fixed to battens that are also simple to attach to the tension cables.

Signs

Bespoke solutions



Header boards or sign panels are made in lightweight aluminium, shaped to order, and your graphics applied.



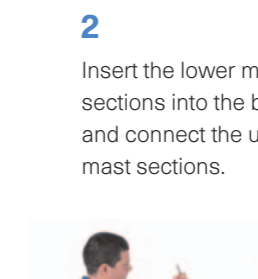
Assembly

Portable and easy to put up


D3 display stands and lightscreens come with their own protective carriers. These are ideal for safe delivery and for short term storage. Stands take around five minutes to assemble, ready for attaching your display components.



1 Unpack the components and thread the two tension cables through holes in the base plate.



2 Insert the lower mast sections into the base and connect the upper mast sections.



3 Gently pull each mast forward and attach the tension cables to the mast.



4 Your components can now be attached to the tension cables.

